














LEGENDA

	Gebouw
	Hoogtelijn
	Puntbron
	Schem

	< 55,0 dB(A)
	55,0 - 60,0 dB(A)
	60,0 - 65,0 dB(A)
	65,0 - 70,0 dB(A)
	70,0 - 75,0 dB(A)
	75,0 - 80,0 dB(A)
	80,0 - 100,0 dB(A)

periode: Dagperiode
 Groep: station
 model 2: buitendienststelling zom





0 m 50 m

schaal = 1 : 2000
 oorsprong = 190000, 444000